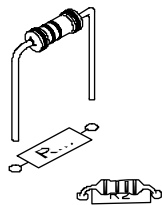


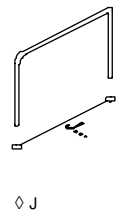
**START 1**

**Resistor - Weerstand - Résistance - Widerstand - Resistencia - Motstand - Vastus - Resistenze**

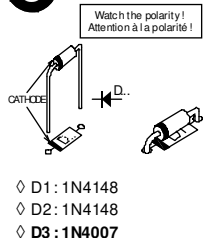
- ◇ R1 ... R6 : 4K7 (Yellow, Purple, Red) - (Geel, Paars, Rood) - (Jaune, Violet, Rouge) - (Gelb, Violet, Rot) - (Gul, Lila, Röd) - (Keltainen, Purppura, Punainen) - (Amarillo, Morado, Rojo) - (Amarelo, Violeta, Encarnado) - (Giallo, Viola, Rosso)
- ◇ R7 : 47K (Yellow, Purple, Orange) - (Geel, Paars, Oranje) - (Jaune, Violet, Orange) - (Gelb, Violet, Orange) - (Gul, Lila, Oranje) - (Keltainen, Purppura, Oranssi) - (Amarillo, Morado, Naranjaado) - (Amarelo, Violeta, Laranja) - (Giallo, Viola, Arancato)
- ◇ R8 : 1K (Brown, Black, Red) - (Bruin, Zwart, Rood) - (Brun, Noir, Rouge) - (Braun, Schwarz, Rot) - (Brun, Svart, Röd) - (Ruskea, Musta, Punainen) - (Marrón, Negro, Rojo) - (Castanho, Preto, Encarnado) - (Marrone, Nero, Rosso)
- ◇ R9 : 390 (Orange, White, Brown) - (Oranje, Wit, Bruin) - (Orange, Blanc, Brun) - (Orange, Weiss, Braun) - (Orange, Vit, Brun) - (Oranssi, Valkoinen, Ruskea) - (Naranjaado, Blanco, Marrón) - (Laranja, Branco, Castanho) - (Aranciato, Bianco, Marrone)
- ◇ R10 : 10K (Brown, Black, Orange) - (Bruin, Zwart, Oranje) - (Brun, noir, Orange) - (Braun, Schwarz, Orange) - (Brun, Svart, Orange) - (Ruskea, Musta, Oranssi) - (Marrón, Negro, Naranjaado) - (Castanho, Preto, Laranja) - (Marrone, Nero, Arancato)
- ◇ R11 : 100 (Brown, Black, Brown) - (Bruin, zwart, Brown) - (Brun, noir, Brun) - (Braun, Schwarz, Braun) - (Brun, Svart, Brun) - (Ruskea, Musta, Ruskea) - (Marrón, Negro, Marrón) - (Castanho, Preto, Castanho) - (Marrone, Nero, Marrone)



**2 Jumper**

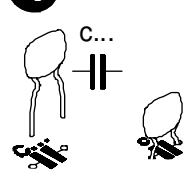


**3 Diode**



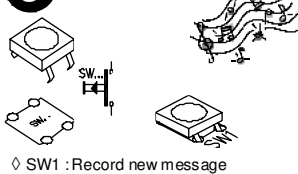
- ◇ D1 : 1N4148
- ◇ D2 : 1N4148
- ◇ D3 : 1N4007

**4 Ceramic capacitor**



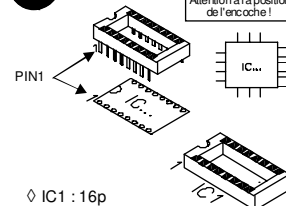
- ◇ C1... C6 : 100nF (104)

**5 Push button**



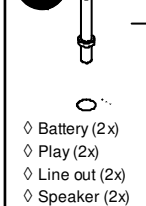
- ◇ SW1 : Record new message
- ◇ SW2 : Play message once "edge"
- ◇ SW3 : Play message until released "level"

**6 IC socket**



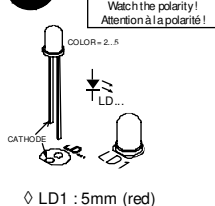
- ◇ IC1 : 16p

**7 PCB tabs**



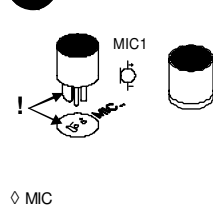
- ◇ Battery (2x)
- ◇ Play (2x)
- ◇ Line out (2x)
- ◇ Speaker (2x)

**8 LED**



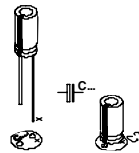
- ◇ LD1 : 5mm (red)

**9 Microphone**



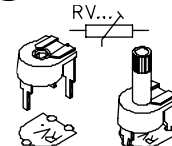
- ◇ MIC

**10 Electrolytic capacitors**



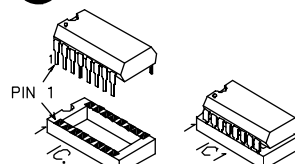
- ◇ C7 ... C9 : 4.7µF / 50V
- ◇ C10 : 100µF / 25V

**11 Trimmer + spindle**



- ◇ RV1 : 100K - sampling frequency


**12 IC**




- ◇ IC1 : ISD1620B



**13 Battery holder**



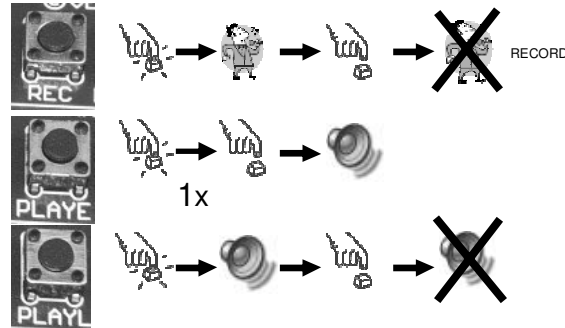
**14 Speaker**



- ◇ Speaker : 8ohm



**15 Use**



**16 push button (optional)**

