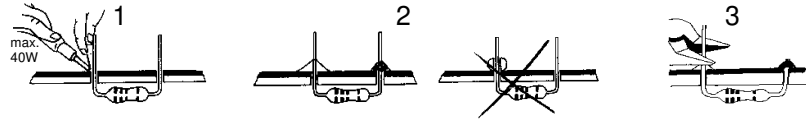


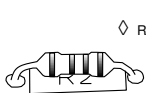
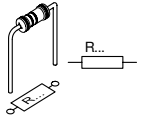
Soldering - Solderen - Soudage - Lötén - Soldadura - Lödning - Juottaminen - Saldatura - Solda



START

1

Resistor - Weerstand - Résistance - Widerstand - Resistencia - Motstand - Vastus - Resistenze



◇ R1...R3 : 10K

◇ R4...R8 : 1K

◇ R9 : 47

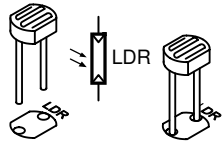
(Brown, Black, Orange) -(Bruin, Zwart, Oranje) -(Brun, noir, Orange) -(Braun, Schwarz, Orange) - (Brun, Svart, Orange) -(Ruskea, Musta, Oranssi) -(Marrón, Negro, Naranjado) -(Castanho, Preto, Laranja) - (Marrone, Nero, Aranciato)

(Brown, Black, Red) -(Bruin, Zwart, Rood) -(Brun, Noir, Rouge) -(Braun, Schwarz, Rot) -(Brun, Svart, Röd) -(Ruskea, Musta, Punainen) -(Marrón, Negro, Rojo) -(Castanho, Preto, Encarnado) - (Marrone, Nero, Rosso)

(Yellow, Purple, Black) -(Geel, Paars, Zwart) -(Jaune, Violet, Noir) -(Gelb, Violet, Schwarz) -(Gul, Lila, Svart) -(Keltainen, Purppura, Musta) - (Amarillo, Morado, Negro) -(Amarelo, Violeta, Preto) - (Giallo, Viola, Nero)

2

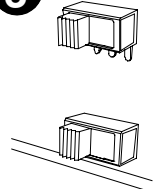
LDR



◇ LDR1

3

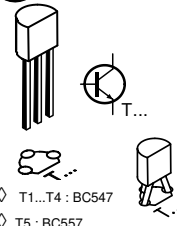
SWITCH



◇ SW1 : Auto on/Continue on
◇ SW2 : On / Off

4

TRANSISTORS



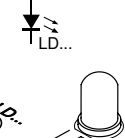
◇ T1...T4 : BC547
◇ T5 : BC557

5

LED

Watch the polarity !

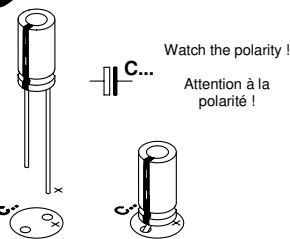
Attention à la polarité !



◇ LD1, LD2 : Red

6

ELECTROLYTIC CAPACITORS

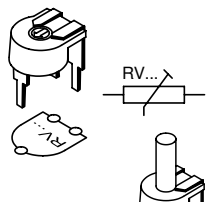


Watch the polarity !
Attention à la polarité !

◇ C1 : 10µF
◇ C2 : 100µF

7

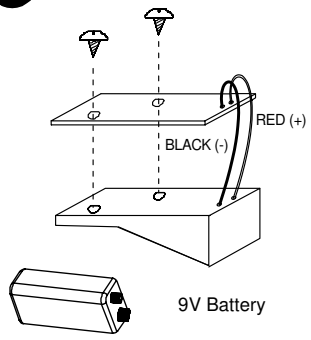
TRIMMER



◇ RV1 : 1M

8

BATTERY HOLDER



9V Battery

DIAGRAM

