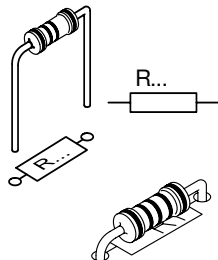


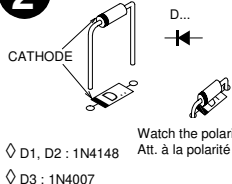
START

1 Resistor - Weerstand - Résistance - Widerstand - Resistencia - Motstand - Vastus - Resistenze



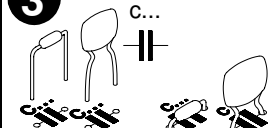
- ◇ R1...R8, R10...R12, R20 : 100K (Brown, Black, Yellow) -(Bruin, zwart, Geel) -(Brun, noir, Jaune) -(Braun, Schwarz, Gelb) -(Brun, Svart, Gul) -(Ruskea, Musta, Keltainen) -(Marrón, Negro, Amarillo) -(Castanho, Preto, Amarelo) -(Marrone, Nero, Giallo)
- ◇ R9, R15, R19, R21 : 10K (Brown, Black, Orange) -(Bruin, Zwart, Oranje) -(Brun, noir, Orange) -(Braun, Schwarz, Orange) -(Brun, Svart, Orange) -(Ruskea, Musta, Oranssi) -(Marrón, Negro, Naranja) -(Castanho, Preto, Laranja) -(Marrone, Nero, Aranciato)
- ◇ R13, R14, R17 : 1K (Brown, Black, Red) -(Bruin, Zwart, Rood) -(Brun, Noir, Rouge) -(Braun, Schwarz, Rot) -(Brun, Svart, Röd) -(Ruskea, Musta, Punainen) -(Marrón, Negro, Rojo) -(Castanho, Preto, Encarnado) -(Marrone, Nero, Rosso)
- ◇ R18 : 1M (Brown, Black, Green) -(Bruin, Zwart, Groen) -(Brun, Noir, Vert) -(Braun, Schwarz, Grün) -(Brun, Svart, Grön) -(Ruskea, Musta, Vihreä) -(Marrón, Negro, Verde) -(Castanho, Preto, Verde) -(Marrone, Nero, Verde)
- ◇ R16 : 100 (Brown, Black, Brown) -(Bruin, zwart, Brown) -(Brun, noir, Brun) -(Braun, Schwarz, Braun) -(Brun, Svart, Brun) -(Ruskea, Musta, Ruskea) -(Marrón, Negro, Marrón) -(Castanho, Preto, Castanho) -(Marrone, Nero, Marrone)
- ◇ R22 : 0 ohm (Black) -(zwart) -(noir) -(Schwarz) -(Svart) -(Musta) -(Negro) -(Preto) -(Nero)

2 DIODE



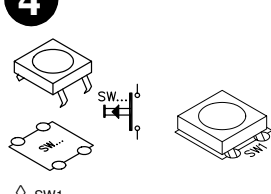
- ◇ D1, D2 : 1N4148
- ◇ D3 : 1N4007

3 CAPACITOR



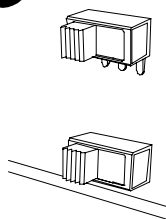
- ◇ C1 : 3n9 (392)
- ◇ C2, C3, C4, C5, C6, C7 : 100n (104)

4 PUSHBUTTON



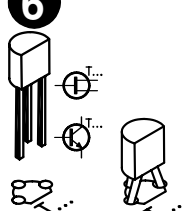
- ◇ SW1

5 SWITCH



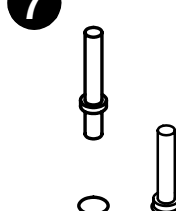
- ◇ SW2

6 TRANSISTOR



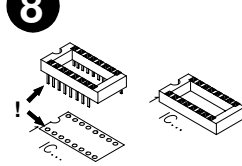
- ◇ T1, T2 : BC547
- ◇ T3, T4 : BC557

7 PCB TABS



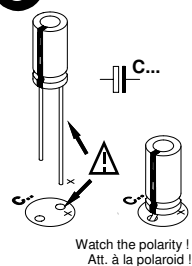
- ◇ 9 VDC : +/-
- ◇ speaker : +/-

8 IC SOCKET



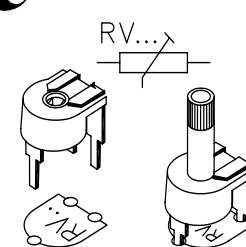
- ◇ IC1 : 14P

9 ELECTROLYTIC CAPACITOR



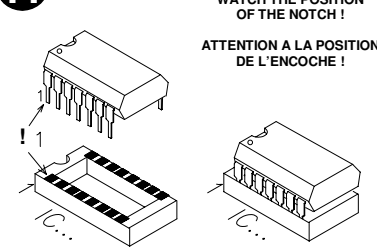
- ◇ C8, C9 : 10µF
- ◇ C10, C11 : 470µF

10 TRIMMER



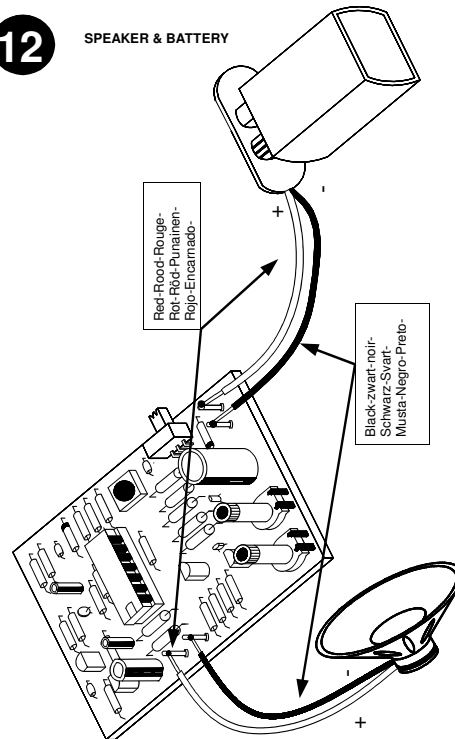
- ◇ RV1 : 100K
- ◇ RV2 : 5K (4K7)

11 IC



- ◇ IC1 : LM324 or eq.

12 SPEAKER & BATTERY



SCHEMATIC DIAGRAM

