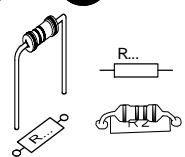


START

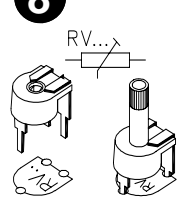
1

Resistor - Weerstand - Résistance - Widerstand - Resistencia - Motstand - Vastus - Resistenze



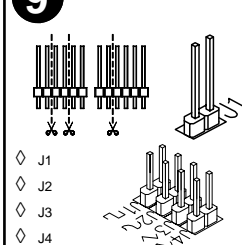
- ◇ R1 ... R3 : 1K (Brown, Black, Red) - (Bruin, Zwart, Rood) - (Brun, Noir, Rouge) - (Braun, Schwarz, Rot) - (Brun, Svart, Röd) - (Ruskea, Musta, Punainen) - (Marrón, Negro, Rojo) - (Castanho, Preto, Encarnado) - (Marrone, Nero, Rosso)
- ◇ R4 ... R6 : 10K (Brown, Black, Orange) - (Bruin, Zwart, Oranje) - (Brun, noir, Orange) - (Braun, Schwarz, Orange) - (Brun, Svart, Orange) - (Ruskea, Musta, Oranssi) - (Marrón, Negro, Naranja) - (Castanho, Preto, Laranja) - (Marrone, Nero, Aranciato)
- ◇ R7 : 15K (Brown, Green, Orange) - (Bruin, Groen, Oranje) - (Brun, Vert, Orange) - (Braun, Grün, Orange) - (Brun, Svart, Orange) - (Ruskea, Vihreä, Oranssi) - (Marrón, Verde, Naranja) - (Castanho, Verde, Laranja) - (Marrone, Verde, Aranciato)
- ◇ R8 : 4K7 (Yellow, Purple, Red) - (Geel, Paars, Rood) - (Jaune, Violet, Rouge) - (Gelb, Violet, Rot) - (Gul, Lila, Röd) - (Keltainen, Purppura, Punainen) - (Amarillo, Morado, Rojo) - (Amarelo, Violeta, Encarnado) - (Giallo, Viola, Rosso)
- ◇ R9,R10 : 100K (Brown, Black, Yellow) - (Bruin, zwart, Geel) - (Brun, noir, Jaune) - (Braun, Schwarz, Gelb) - (Brun, Svart, Gul) - (Ruskea, Musta, Keltainen) - (Marrón, Negro, Amarillo) - (Castanho, Preto, Amarelo) - (Marrone, Nero, Giallo)
- ◇ R11 : 1M (Brown, Black, Green) - (Bruin, zwart, Groen) - (Brun, noir, Vert) - (Braun, Schwarz, Grün) - (Brun, Svart, Grön) - (Ruskea, Musta, Vihreä) - (Marrón, Negro, Morado) - (Castanho, Preto, Verde) - (Marrone, Nero, Verde)

8 Trimpotiometer



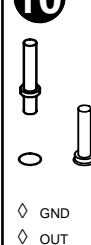
◇ RV1 : 47K (50K) LEVEL

9 Jumper



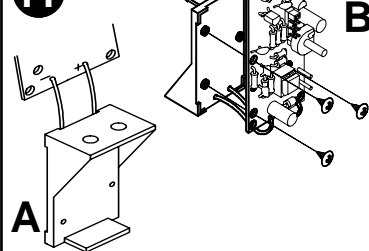
- ◇ J1
- ◇ J2
- ◇ J3
- ◇ J4

10 PC tab

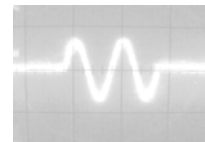
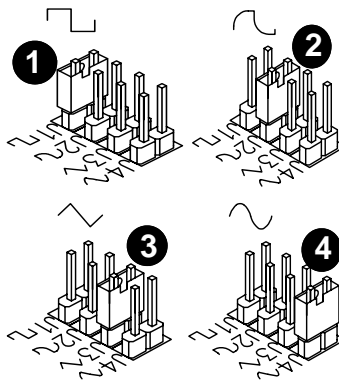
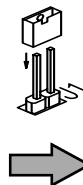
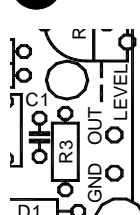


- ◇ GND
- ◇ OUT

11



12



2

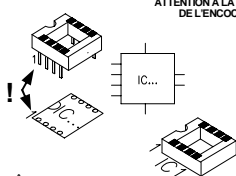
Diode  
Watch the polarity!  
Attention à la polarité!



◇ D1 : 1N4007

3

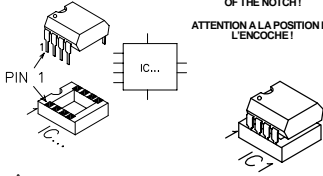
IC socket  
WATCH THE POSITION OF THE NOTCH!  
ATTENTION A LA POSITION DE L'ENCOCHE!



◇ IC1 : 8p

4

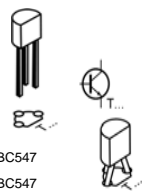
IC  
WATCH THE POSITION OF THE NOTCH!  
ATTENTION A LA POSITION DE L'ENCOCHE!



◇ IC1 : 555

5

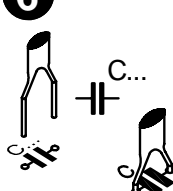
Transistor



◇ T1 : BC547  
◇ T2 : BC547

6

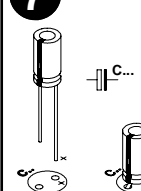
Capacitor



- ◇ C1: 10nF (103)
- ◇ C2: 10nF (103)
- ◇ C3: 47nF (473)
- ◇ C4: 47nF (473)
- ◇ C5: 47nF (473)
- ◇ C6: 47nF (473)
- ◇ C7: 100nF (104, µF1)

7

Electrolytic capacitor



WATCH THE POLARITY!  
ATTENTION A LA POLARITÉ!

◇ C8, C9 : 1µF

