










































LED CONTROLLER SELECTION GUIDE

| | | | | | | | | |
|----------------------|---|-------------------------------------|---|---|--|---|---|--------------------------------|
| CHLSC1 |  | RGB LED controller |  |  |  |  |  | 3 x 5A 12/24VDC* |
| VM162 |  | RGB LED dimmer |  |  | |  | | 3 x : 3A/12VDC 1A/24VDC* |
| VM151 |  | RGB LED controller |  | | |  |  | 3 x : 3A/12VDC 1A/24VDC* |
| VM152 |  | LED dimmer |  |  |  |  | | 1 x 6A 12/24VDC |
| VM161 + VM118R |  | RGB LED dimmer |  |  | |  | | 3 x : 3A/12VDC 1A/24VDC* |
| VM146 |  | RGB LED controller |  |  |  | |  | 3 x : 3A/12VDC 1A/24VDC* |
| VM168 |  | 0-10V RGB dimmer DIN rail |  |  | |  | | 3 x 5A 12/24VDC |
| VMB1LED |  | Professional LED dimmer DIN rail |  |  |  |  | | 1 x 5A 12/24VDC |
| VM150 |  | RGB LED dimmer DIN rail |  |  |  | | | 3 x 5A 12/24VDC |

*24VDC regulated (Velleman LPS series)



1 CHANNEL



DIMMING



AUTOMATIC
EFFECTS



RGB



PUSHBUTTON
CONTROL