

YCL40 SERIES

Input: 100-240VAC/ 220-240VAC 50/60Hz
Output Voltage: 12V /24V/36V/48V DC
Rated Power: 40W max



Features

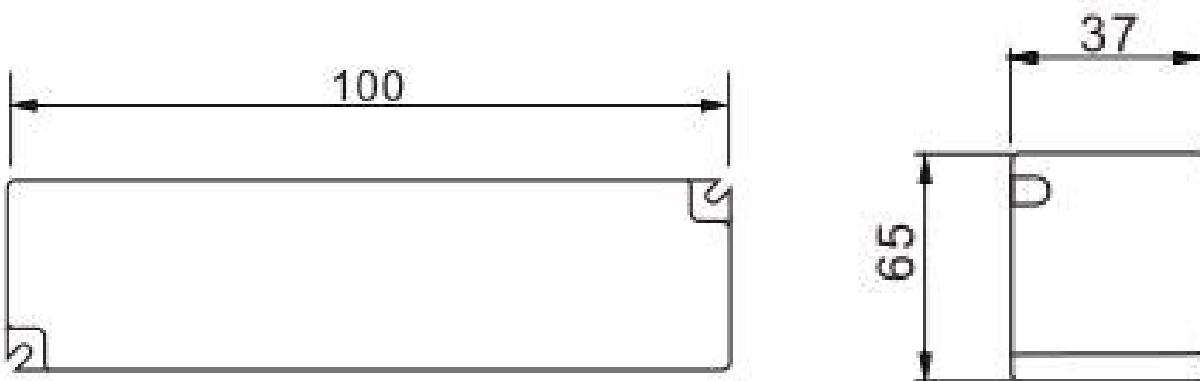
- Universal Input: 100-240VAC/ 220-240VAC 50/60Hz
- RoHS Compliance
- EMI Standard EN55015:2019+A11
- Safety Standard: EN61347-1:2015, EN61347-2-13:2014+A1:2017, UL8750
- Inrush current<65A AC230V/50Hz
- High efficiency & low power consumption
- Short Circuit, Over Current and Over Voltage Protection
- Over temperature protection
- 100% full load burn-in test
- Dimming available

Application

- LED lights bring
- LED indoor lighting
- LED decorative lighting
- LED building lighting



■ Dimensions and Installation

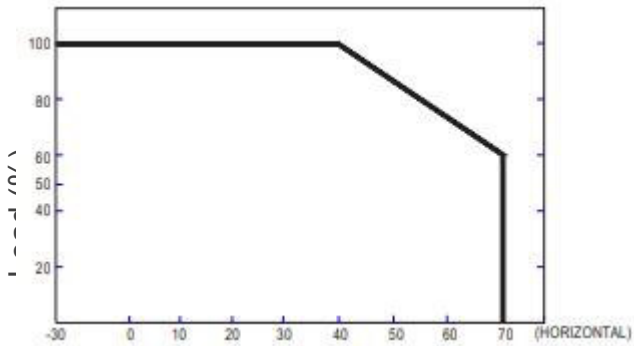


YCL40 SERIES

MODEL DETAIL SPEC.		YCL40-1203330	YCL40-2401660	YCL40-3601110	YCL40-4800830
INPUT	Input Voltage:	100-240VAC/ 220-240VAC			
	Input Frequency:	50/60Hz			
	Inrush Current:	65A/230VAC at full load			
	AC Current:	0.23A/230VAC			
	Leakage Current:	< 0.25mA/240VAC			
	Efficiency:	85%	85%	85%	85%
OUTPUT	DC Voltage:	12V	24V	36V	48V
	Rated Current:	3300mA	1660mA	1110mA	830mA
	Rated Power:	40W	40W	40W	40W
	Voltage Tolerance:	±5.0%	±5.0%	±5.0%	±5.0%
	Ripple and Noise:	120mVp-p	240mVp-p	360mVp-p	480mVp-p
	Line Regulation:	±3%			
	Load Regulation:	±5%			
	Setup, Rise, Hold Up time:	1s, 10ms/60ms 230VAC 1000ms, 1ms/25ms 115VAC at full load			
ENVIRONMENTAL	Operating Temperature:	-20 ~ +50 (Refer to "Derating Curve")			
	Storage Temp:	-40°C ~ 85°C			
	Storage Humidity:	20 ~ 95% RH			
	Working Humidity:	20 ~ 95% RH non-condensing			
PROTECTION	Over Load:	Above 130% rated output power			
		Protection type: Hiccup mode, recovers automatically after fault condition is removed			
	Over Voltage:	12V:13.8 ~ 16.2V 24V:27.6 ~ 32.4V 36V:41~48.6V 48V:55.2V~64.8V			
		Protection type: Shut down o/p voltage, re-power on to recover			
Over Temperature:	Shut down o/p voltage, re-power on to recover				
SAFETY & EMC	Safety Regulations:	EN61347-2-13:2014+A1:2017,EN61347-1:2015;EN62493:2015			
	Withstand Voltage:	I/P-O/P:3750KVAC			
	Harmonic	EN61000-3-2 Class C EN61000-3-3			
	EMI:	Compliance to EN55015			
	EMS :	Compliance to 61547:2009			
OTHER	MTBF:	200,000 Hours Minimum at Full Load at 25°C Ambient			
	Size:	148*40*30mm			
	Weight:	310g / pcs			
	Packaging:	50PCS/CTN			

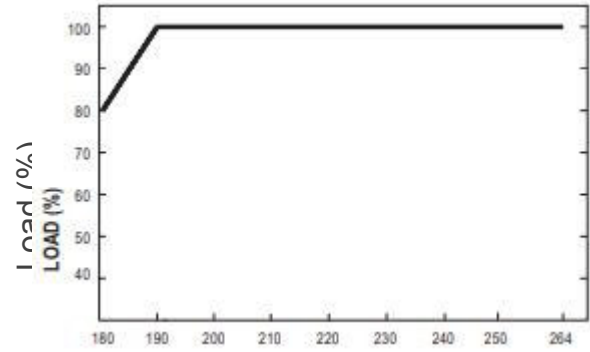
YCL40 SERIES

Deduction curve and temperature



Environment temperature(°C)

Minus output and input voltage curves



Input voltage(VAC)

Functional Diagram

