

Gegevensblad | Artikelnummer: 243-204

MICRO PUSH WIRE® connector for junction boxes; for solid conductors; 0.8 mm Ø; 4-conductor; dark gray housing; light gray cover; Surrounding air temperature: max 60°C; 0,80 mm²; dark gray

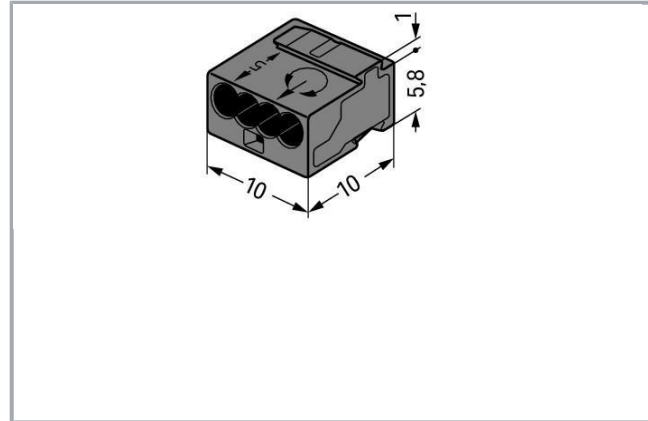
www.wago.com/243-204



RoHS Compliant

[BOMcheck.net](https://www.bomcheck.net)

Kleur:



Artikelbeschrijving

Safety information 1:

When using conductors of the same diameter, Ø 0.5 mm/24 AWG or Ø 1 mm/18 AWG are also possible.

Gegevens

Electrical data

Ratings per IEC/EN 60664-1

Ratings per	EN 60664
Nominal voltage (II/2)	100 V
Rated surge voltage (II/2)	1,5 kV
Rated current	6 A
Legend (ratings)	(II / 2) ≙ Overvoltage category II / Pollution degree 2

Wijzigingen voorbehouden. Let ook op de verdere productdocumentatie!

WAGO BeLux nv
Excelsiorlaan 11
1930 Zaventem
Telefoon.: +32 (0)2 717 90 90 | Fax: +32 (0)2 717 90 99
E-mail: info-be@wago.com | Web: www.wago.be

Hebt u vragen over onze producten?
U kunt ons telefonisch bereiken op het nr. +32 (0) 2 7179090.



Connection data

Connection technology	PUSH WIRE®
Actuation type	Push-in
Connectable conductor materials	Copper
Conductor diameter	0.6 ... 0.8 mm
Strip length	5 ... 6 mm / 0.2 ... 0.24 inch
Total number of connection points	4
Total number of potentials	1
Number of connection types	1
Number of levels	1
Wiring type	Side-entry wiring

Geometrical Data

Width	10 mm / 0.394 inch
Height	6.8 mm / 0.268 inch
Depth	10 mm / 0.394 inch

Material Data

Color	dark gray
Fire load	0,012 MJ
Weight	0,8 g

Environmental Requirements

Surrounding air temperature (operation)	60 ... 60 °C
Continuous operating temperature	105 ... 105 °C

Commercial data

Packaging type	BOX
Country of origin	DE
GTIN	4044918440585
Customs tariff number	85369010000





Vergunningen / certificaten

Country specific Approvals



Wijzigingen voorbehouden. Let ook op de verdere productdocumentatie!

WAGO BeLux nv
 Excelsiorlaan 11
 1930 Zaventem
 Telefoon.: +32 (0)2 717 90 90 | Fax: +32 (0)2 717 90 99
 E-mail: info-be@wago.com | Web: www.wago.be


Hebt u vragen over onze producten?
 U kunt ons telefonisch bereiken op het nr. +32 (0) 2 7179090.

Logo	Vergunning	Norm	Certificaatsnaam
	CCA DEKRA Certification B.V.	EN 60998	NTR NL 7486
	CSA DEKRA Certification B.V.	C22.2	70048857
	CSA DEKRA Certification B.V.	C22.2	70048857
	KEMA/KEUR DEKRA Certification B.V.	EN 60998	2193300.01

Ship Approvals

Logo	Vergunning	Norm	Certificaatsnaam
	ABS American Bureau of Shipping	-	18-HG1755093-PDA
	LR Lloyds Register	EN 60998	04/20013 (E8)

UL-Approvals

Logo	Vergunning	Norm	Certificaatsnaam
	UR Underwriters Laboratories Inc.	UL 1059	E45172

Relevante producten**Mounting adapter****Artikelnummer: 243-112**

Mounting carrier; for 4 connectors; 243 Series; for DIN-35 rail mounting/screw mounting; orange

www.wago.com/243-112

Wijzigingen voorbehouden. Let ook op de verdere productdocumentatie!

WAGO BeLux nv
 Excelsiorlaan 11
 1930 Zaventem
 Telefoon.: +32 (0)2 717 90 90 | Fax: +32 (0)2 717 90 99
 E-mail: info-be@wago.com | Web: www.wago.be

Hebt u vragen over onze producten?
 U kunt ons telefonisch bereiken op het nr. +32 (0) 2 7179090.



Artikelnummer: 243-113

Mounting carrier; for 6 connectors; 243 Series; for DIN-35 rail mounting/screw mounting; orange

www.wago.com/243-113**Downloads****Documentation****Bid Text**

243-204 doc - Datei	17-mei-2017	doc 25,6 kB	Download
------------------------	-------------	----------------	----------

243-204 GAEB X81 - Datei	19-feb-2019	xml 3,3 kB	Download
-----------------------------	-------------	---------------	----------

Additional Information

Technical explanations	3-apr-2019	pdf 2,1 MB	Download
------------------------	------------	---------------	----------

CAD/CAE-Data**CAD data**

2D/3D Models 243-204	URL	Download
----------------------	-----	----------

CAE data

EPLAN Data Portal 243-204	URL	Download
---------------------------	-----	----------

WSCAD Universe 243-204	URL	Download
------------------------	-----	----------


ZUKEN Portal 243-204	URL	Download
----------------------	-----	----------

Gebruiksaanwijzingen**Conductor termination**


Wijzigingen voorbehouden. Let ook op de verdere productdocumentatie!

WAGO BeLux nv
 Excelsiorlaan 11
 1930 Zaventem
 Telefoon.: +32 (0)2 717 90 90 | Fax: +32 (0)2 717 90 99
 E-mail: info-be@wago.com | Web: www.wago.be


Hebt u vragen over onze producten?
 U kunt ons telefonisch bereiken op het nr. +32 (0) 2 7179090.



Strip solid conductors to 5 ... 6 mm (0.2 ... 0.24 inch).




Termination: Insert stripped solid conductor until it hits backstop.



Removal: Hold conductor to be removed and twist alternately left and right while pulling the connector.

Installation




Connector strips:

Assembling modular connectors into connector strips.


Commoning

Wijzigingen voorbehouden. Let ook op de verdere productdocumentatie!



Commoned connector strips

Testing




Testing via test ports opposite to conductor entry.

Wijzigingen voorbehouden. Let ook op de verdere productdocumentatie!

WAGO BeLux nv
Excelsiorlaan 11
1930 Zaventem
Telefoon.: +32 (0)2 717 90 90 | Fax: +32 (0)2 717 90 99
E-mail: info-be@wago.com | Web: www.wago.be

Hebt u vragen over onze producten?
U kunt ons telefonisch bereiken op het nr. +32 (0) 2 7179090.



WAGO's 243 Series MICRO PUSH WIRE®
Connectors for junction boxes can be used in both communication and alarm systems according to the VdS (German Association of Property Insurers) guidelines.

No general approval is given to PUSH WIRE® connectors by the VdS association. The connectors must be tested together with the different parts of the system.

The requirements for connectors are specified in the VdS guidelines for junction boxes (VdS 2116) in section 8.7: "The junction box connectors must be designed to guarantee a reliable and stable connection."

The verification of the fulfillment of these requirements is documented in the VDE test report No. 2574-1440-4031 for the insulated 243 Series PUSH WIRE® Connectors for junction boxes.

Wijzigingen voorbehouden. Let ook op de verdere productdocumentatie!