

Gegevensblad | Artikelnummer: 224-114

2-conductor lighting connector; push-button on lighting side; Lighting side: for all conductor types; Inst. side: for solid conductors; 224 Series; max. 2.5 mm²; Surrounding air temperature: max 75°C; 2,50 mm²; black

www.wago.com/224-114



Artikelbeschrijving

Note:

Terminating Aluminum Conductors

WAGO spring clamp terminal blocks are suitable for solid aluminum conductors up to 4 mm²/12 AWG if WAGO "Alu-Plus" Contact Paste is used for termination.

"Alu-Plus" Contact Paste Advantages:

- Automatically destroys the oxide film during clamping.
- Prevents fresh oxidation at the clamping point.
- Prevents electrolytic corrosion between aluminum and copper conductors (in the same terminal block).
- Provides long-term protection against corrosion.

For spring clamp connections with PUSH WIRE® connection technology, **WAGO recommends that the aluminum conductor first be cleaned** and then immediately inserted into the clamping unit filled with "Alu-Plus" contact paste.

It is also possible to apply WAGO "Alu-Plus" **additionally** on the whole surface of the aluminum conductor before termination.

Please note that the nominal currents must be adapted to the reduced conductivity of the aluminum conductors::

2.5 mm² = 16 A

Wijzigingen voorbehouden. Let ook op de verdere productdocumentatie!

WAGO BeLux nv
Excelsiorlaan 11
1930 Zaventem
Telefoon.: +32 (0)2 717 90 90 | Fax: +32 (0)2 717 90 99
E-mail: info-be@wago.com | Web: www.wago.be

Hebt u vragen over onze producten?
U kunt ons telefonisch bereiken op het nr. +32 (0) 2 7179090.

4 mm² = 22 A**Safety information 1:**

in grounded power lines

Gegevens**Electrical data****Ratings per IEC/EN 60664-1**

Ratings per	EN 60664
Nominal voltage (II/2)	400 V
Rated surge voltage (II/2)	4 kV
Rated current	24 A
Legend (ratings)	(II / 2) ≙ Overvoltage category II / Pollution degree 2

Connection data

Connection type (1)	Installation side
Connection technology	PUSH WIRE [®]
Number of connection points (connection type)	2
Actuation type	Push-in
Connectable conductor materials	Copper Aluminum
Solid conductor	1 ... 2.5 mm ² / 16 ... 14 AWG
Strip length	9 ... 11 mm / 0.35 ... 0.43 inch
Connection type 2	Lighting side
Connection technology 2	CAGE CLAMP [®]
Number of connection points	1
Solid conductor 2	0.5 ... 2.5 mm ² / 20 ... 14 AWG
Fine-stranded conductor 2	0.5 ... 2.5 mm ² / 20 ... 16 AWG
Total number of connection points	3
Total number of potentials	1
Wiring type	Side-entry wiring

Geometrical Data

Width	9.5 mm / 0.374 inch
Height	15.5 mm / 0.61 inch
Depth	20.5 mm / 0.807 inch

Wijzigingen voorbehouden. Let ook op de verdere productdocumentatie!

WAGO BeLux nv
 Excelsiorlaan 11
 1930 Zaventem
 Telefoon.: +32 (0)2 717 90 90 | Fax: +32 (0)2 717 90 99
 E-mail: info-be@wago.com | Web: www.wago.be

Hebt u vragen over onze producten?
 U kunt ons telefonisch bereiken op het nr. +32 (0) 2 7179090.

Material Data

Color	black
Fire load	0,057 MJ
Weight	2,5 g

Environmental Requirements



Surrounding air temperature (operation)	60 ... 60 °C
Continuous operating temperature	120 ... 120 °C

Commercial data



Packaging type	BOX
Country of origin	CH
GTIN	4044918583787
Customs tariff number	85369010000

Vergunningen / certificaten

Country specific Approvals

Logo	Vergunning	Norm	Certificaatsnaam
	CSA DEKRA Certification B.V.	C22.2	1053495
	VDE VDE Prüf- und Zertifizierungsinstitut	EN 60998	40022792

Ship Approvals

Logo	Vergunning	Norm	Certificaatsnaam
	ABS American Bureau of Shipping	-	18-HG1755093-PDA
	BV Bureau Veritas S.A.	EN 60998	11914/CO BV
	DNV GL Det Norske Veritas, Germanischer Lloyd	EN 60998	TAE000015T

Wijzigingen voorbehouden. Let ook op de verdere productdocumentatie!

WAGO BeLux nv
Excelsiorlaan 11
1930 Zaventem
Telefoon.: +32 (0)2 717 90 90 | Fax: +32 (0)2 717 90 99
E-mail: info-be@wago.com | Web: www.wago.be

Hebt u vragen over onze producten?
U kunt ons telefonisch bereiken op het nr. +32 (0) 2 7179090.





LR
Lloyds Register

EN 60998

04/20013 (E8)



UL-Approvals

Logo	Vergunning	Norm	Certificaatsnaam
	UL UL International Germany GmbH	EN 60998	CCA-2617-A1
	UL UL International Germany GmbH	EN 60998	D-05895-A1 (EN60998-1 EN60998-2-2)

Relevante producten

General accessories

	Artikelnummer: 249-130 Syringe; Contents: 20 ml Alu-Plus contact paste	www.wago.com/249-130
--	---	--

Downloads

Documentation

Bid Text

224-114 GAEB X81 - Datei	19-feb-2019	xml 3,6 kB	Download
224-114 GAEB docx - Datei	21-feb-2019	docx 16,1 kB	Download
Additional Information Technical explanations	3-apr-2019	pdf 2,1 MB	Download

Wijzigingen voorbehouden. Let ook op de verdere productdocumentatie!

WAGO BeLux nv
Excelsiorlaan 11
1930 Zaventem
Telefoon.: +32 (0)2 717 90 90 | Fax: +32 (0)2 717 90 99
E-mail: info-be@wago.com | Web: www.wago.be

Hebt u vragen over onze producten?
U kunt ons telefonisch bereiken op het nr. +32 (0) 2 7179090.

CAD/CAE-Data

CAD data

2D/3D Models 224-114

[URL](#)

[Download](#)

CAE data

EPLAN Data Portal 224-114

[URL](#)

[Download](#)

WSCAD Universe 224-114

[URL](#)

[Download](#)


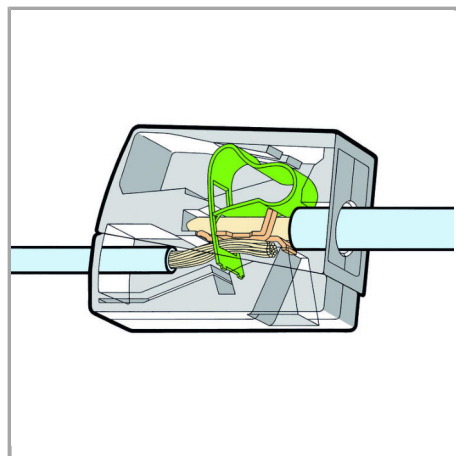
ZUKEN Portal 224-114

[URL](#)

[Download](#)

Gebruiksaanwijzingen

Conductor termination





Strip conductor to 9 ... 11 mm (0.35 ... 0.43 inch).

Lighting Connectors, 2.5 mm² (12 AWG), 224 Series


Wijzigingen voorbehouden. Let ook op de verdere productdocumentatie!

WAGO BeLux nv
Excelsiorlaan 11
1930 Zaventem
Telefoon.: +32 (0)2 717 90 90 | Fax: +32 (0)2 717 90 99
E-mail: info-be@wago.com | Web: www.wago.be


Hebt u vragen over onze producten?
U kunt ons telefonisch bereiken op het nr. +32 (0) 2 7179090.




To connect: Press button fully, insert stripped conductor into square entry and release.



To remove: Press button and withdraw conductor.



To connect: Insert stripped solid conductor into circular entry and push until it hits the backstop.



To remove: Hold conductor to be removed and twist alternately left and right while slightly pulling the connector.

Testing

Wijzigingen voorbehouden. Let ook op de verdere productdocumentatie!

WAGO BeLux nv
Excelsiorlaan 11
1930 Zaventem
Telefoon.: +32 (0)2 717 90 90 | Fax: +32 (0)2 717 90 99
E-mail: info-be@wago.com | Web: www.wago.be

Hebt u vragen over onze producten?
U kunt ons telefonisch bereiken op het nr. +32 (0) 2 7179090.



Testing via separate test ports.

Wijzigingen voorbehouden. Let ook op de verdere productdocumentatie!

WAGO BeLux nv
Excelsiorlaan 11
1930 Zaventem
Telefoon.: +32 (0)2 717 90 90 | Fax: +32 (0)2 717 90 99
E-mail: info-be@wago.com | Web: www.wago.be

Hebt u vragen over onze producten?
U kunt ons telefonisch bereiken op het nr. +32 (0) 2 7179090.