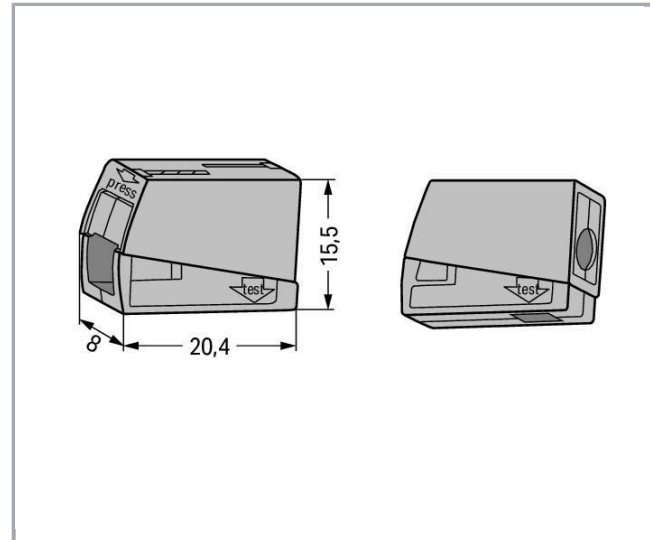



Gegevensblad | Artikelnummer: 224-101

Lighting connector; push-button on lighting side; Lighting side: for all conductor types; Inst. side: for solid conductors; 224 Series; max. 2.5 mm²; Surrounding air temperature: max 60°C; 2,50 mm²; gray

www.wago.com/224-101



Artikelbeschrijving

Note:

Terminating Aluminum Conductors

WAGO spring clamp terminal blocks are suitable for solid aluminum conductors up to 4 mm²/12 AWG if WAGO "Alu-Plus" Contact Paste is used for termination.

"Alu-Plus" Contact Paste Advantages:

- Automatically destroys the oxide film during clamping.
- Prevents fresh oxidation at the clamping point.
- Prevents electrolytic corrosion between aluminum and copper conductors (in the same terminal block).
- Provides long-term protection against corrosion.

For spring clamp connections with PUSH WIRE® connection technology, **WAGO recommends that the aluminum conductor first be cleaned and then immediately inserted into the clamping unit filled with "Alu-Plus" contact paste.**

It is also possible to apply WAGO "Alu-Plus" **additionally** on the whole surface of the aluminum conductor before termination.

Please note that the nominal currents must be adapted to the reduced conductivity of the aluminum conductors::

Wijzigingen voorbehouden. Let ook op de verdere productdocumentatie!

WAGO BeLux nv
Excelsiorlaan 11
1930 Zaventem
Telefoon.: +32 (0)2 717 90 90 | Fax: +32 (0)2 717 90 99
E-mail: info-be@wago.com | Web: www.wago.be

Hebt u vragen over onze producten?
U kunt ons telefonisch bereiken op het nr. +32 (0) 2 7179090.

2.5 mm² = 16 A4 mm² = 22 A**Safety information 1:**

in grounded power lines

Gegevens**Electrical data****Ratings per IEC/EN 60664-1**

| | |
|----------------------------|---|
| Ratings per | EN 60664 |
| Nominal voltage (II/2) | 400 V |
| Rated surge voltage (II/2) | 4 kV |
| Rated current | 24 A |
| Legend (ratings) | (II / 2) ≙ Overvoltage category II / Pollution degree 2 |

Connection data

| | |
|---|---|
| Connection type (1) | Installation side |
| Connection technology | PUSH WIRE® |
| Number of connection points (connection type) | 1 |
| Actuation type | Push-in |
| Connectable conductor materials | Copper Aluminum |
| Solid conductor | 1 ... 2.5 mm ² / 14 ... 12 AWG |
| Strip length | 9 ... 11 mm / 0.35 ... 0.43 inch |
| Connection type 2 | Lighting side |
| Connection technology 2 | CAGE CLAMP® |
| Number of connection points | 1 |
| Solid conductor 2 | 0.5 ... 2.5 mm ² / 20 ... 16 AWG |
| Fine-stranded conductor 2 | 0.5 ... 2.5 mm ² / 20 ... 16 AWG |
| Total number of connection points | 2 |
| Total number of potentials | 1 |
| Wiring type | Side-entry wiring |

Geometrical Data

| | |
|--------|----------------------|
| Width | 8 mm / 0.315 inch |
| Height | 15.5 mm / 0.61 inch |
| Depth | 20.4 mm / 0.803 inch |

Wijzigingen voorbehouden. Let ook op de verdere productdocumentatie!

WAGO BeLux nv
 Excelsiorlaan 11
 1930 Zaventem
 Telefoon.: +32 (0)2 717 90 90 | Fax: +32 (0)2 717 90 99
 E-mail: info-be@wago.com | Web: www.wago.be

Hebt u vragen over onze producten?
 U kunt ons telefonisch bereiken op het nr. +32 (0) 2 7179090.

Material Data

| | |
|-----------|----------|
| Color | gray |
| Fire load | 0,041 MJ |
| Weight | 1,8g |

Environmental Requirements



| | |
|---|----------------|
| Surrounding air temperature (operation) | 60 ... 60 °C |
| Continuous operating temperature | 105 ... 105 °C |

Commercial data



| | |
|-----------------------|---------------|
| Packaging type | BOX |
| Country of origin | CH |
| GTIN | 4044918583817 |
| Customs tariff number | 85369010000 |

Vergunningen / certificaten

Country specific Approvals

| Logo | Vergunning | Norm | Certificaatsnaam |
|--|--|----------|------------------|
|  | CSA DEKRA Certification B.V. | C22.2 | 1053495 |
|  | VDE VDE Prüf- und Zertifizierungsinstitut | EN 60998 | 40022792 |

Ship Approvals

| Logo | Vergunning | Norm | Certificaatsnaam |
|---|--|----------|------------------|
|  | ABS American Bureau of Shipping | - | 18-HG1755093-PDA |
|  | BV Bureau Veritas S.A. | EN 60998 | 11914/C0 BV |
| | DNV GL Det Norske Veritas, Germanischer Lloyd | EN 60998 | TAE000015T |

Wijzigingen voorbehouden. Let ook op de verdere productdocumentatie!

WAGO BeLux nv
 Excelsiorlaan 11
 1930 Zaventem
 Telefoon.: +32 (0)2 717 90 90 | Fax: +32 (0)2 717 90 99
 E-mail: info-be@wago.com | Web: www.wago.be

Hebt u vragen over onze producten?
 U kunt ons telefonisch bereiken op het nr. +32 (0) 2 7179090.






LR
Lloyds Register

EN 60998

04/20013 (E8)



UL-Approvals

| Logo | Vergunning | Norm | Certificaatsnaam |
|---|-------------------------------------|----------|--|
|  | UL UL International Germany GmbH | EN 60998 | D-05895-A1 (EN60998-1 EN60998-2-2) |
|  | UL UL International Germany GmbH | EN 60998 | CCA-2617-A1 |
|  | UL UL International Germany GmbH | UL 486C | E69654 |

Relevante producten

General accessories

| | | |
|--|---|--|
|  | Artikelnummer: 249-130 Syringe; Contents: 20 ml Alu-Plus contact paste | www.wago.com/249-130 |
|--|---|--|

Downloads

Documentation

Bid Text

| | | | |
|------------------------------|-------------|-----------------|----------|
| 224-101 GAEB docx - Datei | 21-feb-2019 | docx 15,9 kB | Download |
| 224-101 GAEB X81 - Datei | 19-feb-2019 | xml 3,5 kB | Download |

Additional Information

Wijzigingen voorbehouden. Let ook op de verdere productdocumentatie!

WAGO BeLux nv
Excelsiorlaan 11
1930 Zaventem
Telefoon.: +32 (0)2 717 90 90 | Fax: +32 (0)2 717 90 99
E-mail: info-be@wago.com | Web: www.wago.be

Hebt u vragen over onze producten?
U kunt ons telefonisch bereiken op het nr. +32 (0) 2 7179090.

Technical explanations

3-apr-2019

pdf
2,1 MB

[Download](#)

CAD/CAE-Data

CAD data

2D/3D Models 224-101

[URL](#)

[Download](#)

CAE data

EPLAN Data Portal 224-101

[URL](#)

[Download](#)

WSCAD Universe 224-101

[URL](#)

[Download](#)


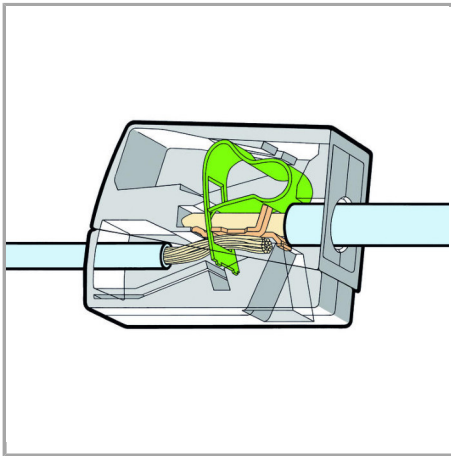
ZUKEN Portal 224-101

[URL](#)

[Download](#)

Gebruiksaanwijzingen

Conductor termination





Strip conductor to 9 ... 11 mm (0.35 ... 0.43 inch).

Lighting Connectors, 2.5 mm² (12 AWG), 224 Series


Wijzigingen voorbehouden. Let ook op de verdere productdocumentatie!

WAGO BeLux nv
Excelsiorlaan 11
1930 Zaventem
Telefoon.: +32 (0)2 717 90 90 | Fax: +32 (0)2 717 90 99
E-mail: info-be@wago.com | Web: www.wago.be


Hebt u vragen over onze producten?
U kunt ons telefonisch bereiken op het nr. +32 (0) 2 7179090.




To connect: Press button fully, insert stripped conductor into square entry and release.



To remove: Press button and withdraw conductor.



To connect: Insert stripped solid conductor into circular entry and push until it hits the backstop.



To remove: Hold conductor to be removed and twist alternately left and right while slightly pulling the connector.

Testing

Wijzigingen voorbehouden. Let ook op de verdere productdocumentatie!

WAGO BeLux nv
Excelsiorlaan 11
1930 Zaventem
Telefoon.: +32 (0)2 717 90 90 | Fax: +32 (0)2 717 90 99
E-mail: info-be@wago.com | Web: www.wago.be

Hebt u vragen over onze producten?
U kunt ons telefonisch bereiken op het nr. +32 (0) 2 7179090.



Testing via separate test ports.



Connecting solid conductors with fine-stranded conductors via lighting connectors (224-101).

Wijzigingen voorbehouden. Let ook op de verdere productdocumentatie!

WAGO BeLux nv
Excelsiorlaan 11
1930 Zaventem
Telefoon.: +32 (0)2 717 90 90 | Fax: +32 (0)2 717 90 99
E-mail: info-be@wago.com | Web: www.wago.be

Hebt u vragen over onze producten?
U kunt ons telefonisch bereiken op het nr. +32 (0) 2 7179090.