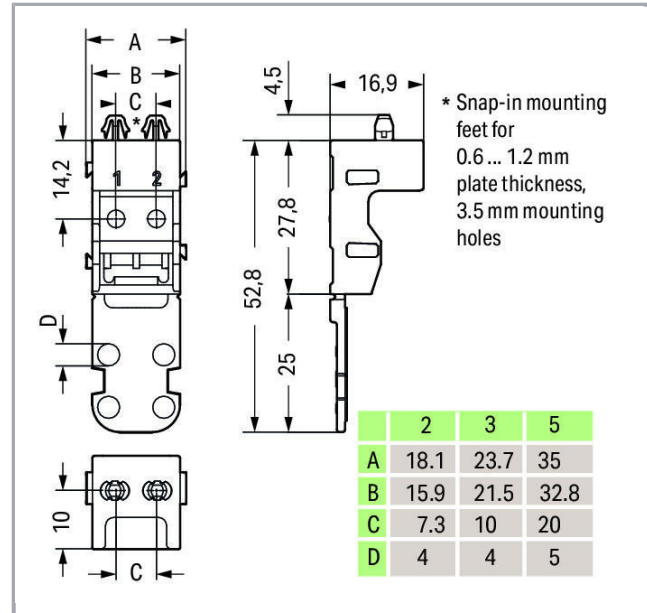




RoHS Compliant

BOMcheck.net

Kleur: ■



Gegevens

Geometrical Data

| | |
|-------------------------|----------------------|
| Width | 35 mm / 1.378 inch |
| Height | 57.3 mm / 2.256 inch |
| Height from the surface | 52.8 mm / 2.079 inch |
| Depth | 16.9 mm / 0.665 inch |

Mechanical data

| | |
|---------------|---|
| Mounting type | mit Rastfuß für stehende Montage |
| Suitable | für 5-Leiter-Klemmen (4 mm ²) |

Material Data

| | |
|-------|-------|
| Color | black |
|-------|-------|

Wijzigingen voorbehouden. Let ook op de verdere productdocumentatie!

WAGO BeLux nv
 Excelsiorlaan 11
 1930 Zaventem
 Telefoon.: +32 (0)2 717 90 90 | Fax: +32 (0)2 717 90 99
 E-mail: info-be@wago.com | Web: www.wago.be

Hebt u vragen over onze producten?
 U kunt ons telefonisch bereiken op het nr. +32 (0) 2 7179090.



| | |
|-----------------------------|---------------------|
| Insulation material | Polyamide 66 (PA66) |
| Flammability class per UL94 | V0 |
| Weight | 5,1 g |

Commercial data

| | |
|-----------------------|---------------|
| Packaging type | BOX |
| Country of origin | CN |
| GTIN | 4055143640978 |
| Customs tariff number | 39269097900 |

Relevante producten**Marking accessories**

Artikelnummer: 210-833

Marking strips; on reel; 6 mm wide; plain; Self-adhesive; white

www.wago.com/210-833**Downloads****Documentation****Bid Text**

| | | | |
|---|-------------|----------------|----------|
| 221-525/000-004 doc - Datei | 4-jan-2018 | doc 24,6 kB | Download |
| 221-525/000-004 GAEB X81 - Datei | 19-feb-2019 | xml 2,8 kB | Download |
| Additional Information Technical explanations | 3-apr-2019 | pdf 2,1 MB | Download |

CAD/CAE-Data**CAD data**

| | | |
|------------------------------|-----|----------|
| 2D/3D Models 221-525/000-004 | URL | Download |
|------------------------------|-----|----------|

CAE data


| | | |
|------------------------------|-----|----------|
| ZUKEN Portal 221-525/000-004 | URL | Download |
|------------------------------|-----|----------|

Wijzigingen voorbehouden. Let ook op de verdere productdocumentatie!


WAGO BeLux nv
 Excelsiorlaan 11
 1930 Zaventem
 Telefoon.: +32 (0)2 717 90 90 | Fax: +32 (0)2 717 90 99
 E-mail: info-be@wago.com | Web: www.wago.be

Hebt u vragen over onze producten?
 U kunt ons telefonisch bereiken op het nr. +32 (0) 2 7179090.

Gebruiksaanwijzingen




Inserting a connector into the mounting carrier.



Removing a connector from the mounting carrier.

Conductor termination




Inserting a conductor.



Horizontal screw mounting




Vertical screw mounting



Horizontal mounting via snap-in foot

Wijzigingen voorbehouden. Let ook op de verdere productdocumentatie!



Vertical mounting via snap-in foot

Strain relief




Use a cable tie to secure the conductors to the strain relief plate.



The strain relief plate can be removed.

Testing



Testing a connector mounted on the carrier via test slot.


Application

Wijzigingen voorbehouden. Let ook op de verdere productdocumentatie!



Connecting a light to the mains.

Marking



Labeling

Wijzigingen voorbehouden. Let ook op de verdere productdocumentatie!