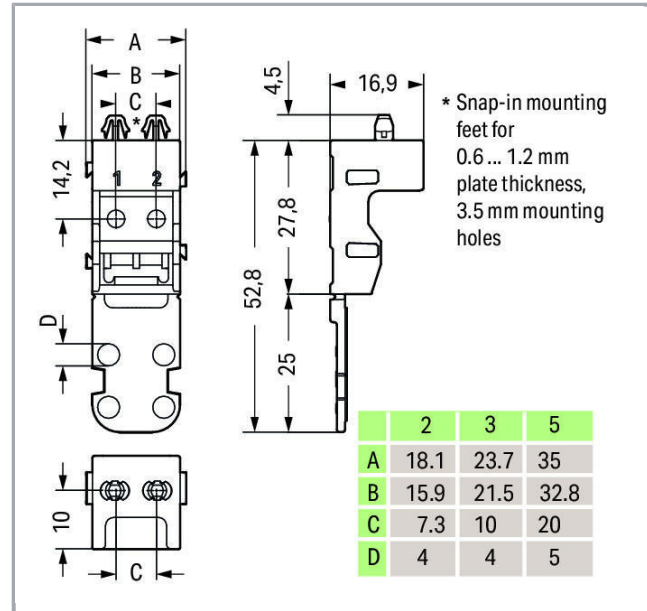



Gegevensblad | Artikelnummer: 221-522

Mounting carrier; for 2-conductor terminal blocks; 221 Series - 4 mm²; with snap-in mounting foot for vertical mounting; white



www.wago.com/221-522



RoHS Compliant

Kleur:

Gegevens

Geometrical Data

Width	18.1 mm / 0.713 inch
Height	57.3 mm / 2.256 inch
Height from the surface	52.8 mm / 2.079 inch
Depth	16.9 mm / 0.665 inch

Mechanical data

Mounting type	mit Rastfuß für stehende Montage
Suitable	für 2-Leiter-Klemmen (4 mm ²)

Wijzigingen voorbehouden. Let ook op de verdere productdocumentatie!

WAGO BeLux nv
Excelsiorlaan 11
1930 Zaventem
Telefoon.: +32 (0)2 717 90 90 | Fax: +32 (0)2 717 90 99
E-mail: info-be@wago.com | Web: www.wago.be

Hebt u vragen over onze producten?
U kunt ons telefonisch bereiken op het nr. +32 (0) 2 7179090.

Material Data

Color	white
Insulation material	Polyamide 66 (PA66)
Flammability class per UL94	V0
Weight	2,9 g

Commercial data

Packaging type	BOX
Country of origin	CN
GTIN	4055143595858
Customs tariff number	39269097900

Relevante producten

Marking accessories



Artikelnummer: 210-833

Marking strips; on reel; 6 mm wide; plain; Self-adhesive; white

www.wago.com/210-833

Downloads

Documentation

Bid Text

221-522 doc - Datei	4-jan-2018	doc 24,6 kB	Download
------------------------	------------	----------------	----------

221-522 GAEB X81 - Datei	19-feb-2019	xml 2,8 kB	Download
-----------------------------	-------------	---------------	----------

Additional Information

Technical explanations	3-apr-2019	pdf 2,1 MB	Download
------------------------	------------	---------------	----------

CAD/CAE-Data

CAD data

2D/3D Models 221-522	URL	Download
----------------------	-----	----------

Wijzigingen voorbehouden. Let ook op de verdere productdocumentatie!

WAGO BeLux nv
 Excelsiorlaan 11
 1930 Zaventem
 Telefoon.: +32 (0)2 717 90 90 | Fax: +32 (0)2 717 90 99
 E-mail: info-be@wago.com | Web: www.wago.be

Hebt u vragen over onze producten?
 U kunt ons telefonisch bereiken op het nr. +32 (0) 2 7179090.


CAE data

ZUKEN Portal 221-522


URL

Download

Gebruiksaanwijzingen




Inserting a connector into the mounting carrier.




Removing a connector from the mounting carrier.

Conductor termination



Inserting a conductor.


Wijzigingen voorbehouden. Let ook op de verdere productdocumentatie!




Horizontal screw mounting



Vertical screw mounting



Horizontal mounting via snap-in foot



Vertical mounting via snap-in foot

Strain relief




Use a cable tie to secure the conductors to the strain relief plate.



The strain relief plate can be removed.

Testing

Wijzigingen voorbehouden. Let ook op de verdere productdocumentatie!




Testing a connector mounted on the carrier via test slot.

Application



Connecting a light to the mains.

Marking



Labeling

Wijzigingen voorbehouden. Let ook op de verdere productdocumentatie!