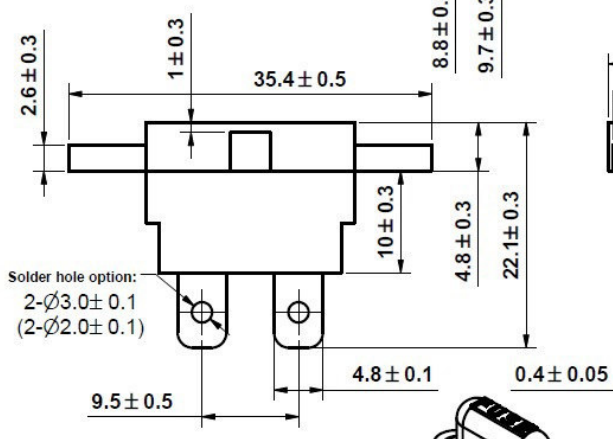
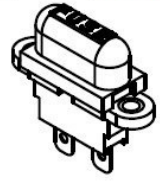
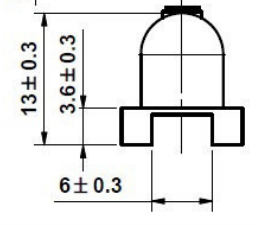
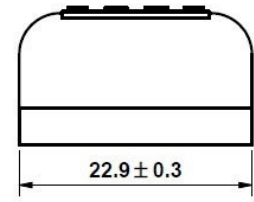
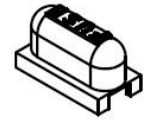
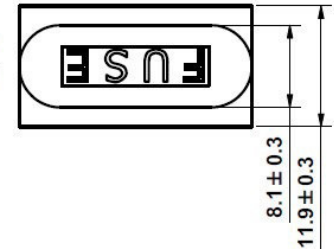
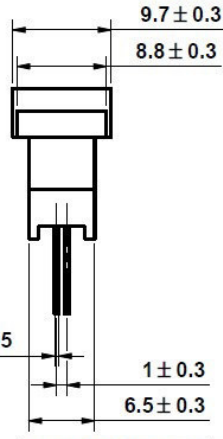


Terminal recommended hole dimensions



Solder hole option:  
2-Ø3.0 ± 0.1  
(2-Ø2.0 ± 0.1)



ATU Panel Mount Fuse Holder  
Specification:  
Electrical: Max. 30A 32V  
Insulation Body: PA66  
Contcat: Tin plated Brass

UNLESS OTHERWISE SPECIFIED DIMENSIONS ARE IN MM		CUSTOMER NO.	
TOLERANCE		DRAWN BY JANE	TITLE
DECIMALS	ANGULAR	CHECKED BY	ATU PANEL MOUNT FUSE HOLDER
X ± 0.5	± 2	APPROVED BY 鄭文和	PART NO. JEF-538A
XX ± 0.25		DATE 2010/8/31	DRAWING NO. BA06021301
DO NOT SCALE DRAWING		SCALE	
P/N			
REV	C		