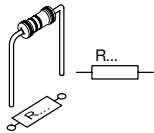


START

1

Resistor - Weerstand - Résistance - Widerstand - Resistencia - Motstand - Vastus - Resistenze

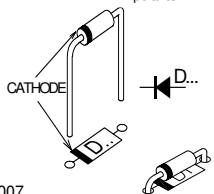


| | |
|---------------------|---|
| ◇ R1, R2 : 4k7 | (Yellow, Purple, Red) -(Gelb, Paars, Rood) -(Jaune, Violet, Rouge) -(Gelb, Violet, Rot) -(Gul, Lila, Röd) -(Keltainen, Purppura, Punainen) - (Amarillo, Morado, Rojo) -(Amarelo, Violeta, Encarnado) - (Giallo, Viola, Rosso) |
| ◇ R3 ... R14 : 22K | (Red, Red, Orange) -(Rood, Rood, Oranje) -(Rouge, Rouge, Orange) -(Rot, Rot, Orange) -(Röd, Röd, Orange) -(Punainen, Punainen, Oranssi) -(Rojo, Rojo, Naranja) -(Encarnado, Encarnado, Laranja) -(Rosso, Rosso, Aranciato) |
| ◇ R15 : 560 | (Green, Blue, Brown) -(Groen, Blauw, Bruin) -(Vert, Bleu, Brun) -(Grün, Blau, Braun) - (Grön, Blå, Brun) -(Vihreä, Sininen, Ruskea) -(Marrón, Azul, Marrón) -(Verde, Azul, Castanho) -(Verde, Blu, Marrone) |
| ◇ R16 ... R18: 1K | (Brown, Black, Red) -(Bruin, Zwart, Rood) -(Brun, Noir, Rouge) -(Braun, Schwarz, Rot) -(Brun, Svart, Röd) -(Ruskea, Musta, Punainen) -(Marrón, Negro, Rojo) -(Castanho, Preto, Encarnado) -(Marrone, Nero, Rosso) |
| ◇ R19, R20 : 10K | (Brown, Black, Orange) -(Bruin, Zwart, Oranje) -(Brun, noir, Orange) -(Braun, Schwarz, Orange) -(Brun, Svart, Orange) -(Ruskea, Musta, Oranssi) -(Marrón, Negro, Naranja) -(Castanho, Preto, Laranja) -(Marrone, Nero, Aranciato) |
| ◇ R21 ... R24 : 47K | (Yellow, Purple, Orange) -(Geel, Paars, Oranje) -(Jaune, Violet, Orange) -(Gelb, Violet, Orange) -(Gul, Lila, Orange) -(Keltainen, Purppura, Oranssi) -(Amarillo, Morado, Naranja) -(Amarelo, Violeta, Laranja) -(Giallo, Viola, Aranciato) |
| ◇ R25, R26 : 0 | (Black) -(zwart) -(noir) -(Schwarz) -(Svart) -(Musta) -(Negro) -(Preto) -(Nero) |

2

DIODE

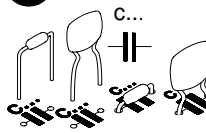
Watch the polarity !
Attention à la polarité !



◇ D1 : 1N4007

3

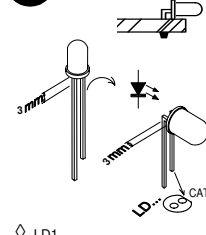
CAPACITORS



◇ C12 : 100nF (104)
◇ C13 : 100nF (104)

4

DIODE



◇ LD1

5

SWITCHES



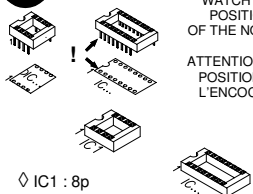
◇ SW1 : power
◇ SW2 : Vocal reduction

6

IC SOCKET

WATCH THE POSITION OF THE NOTCH !

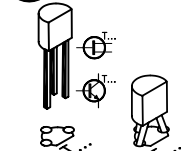
ATTENTION A LA POSITION DE L'ENCOCHE !



◇ IC1 : 8p
◇ IC2 : 14p

7

TRANSISTORS



◇ T1, T2 : BC547

8

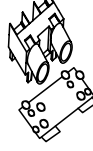
ELECTROLYTIC CAPACITORS



◇ C1 : 470 µF
◇ C2 : 100 µF
◇ C3 ... C11 : 10µF

9

DUAL RCA JACK



◇ SK2 : IN
◇ SK3 : OUT

10

TRIMMER

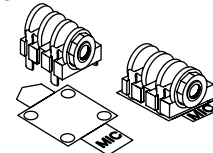
Trimmpotentiometer - Potentiomètre de réglage - Potentiometro de regulación - trimmerpotentiometri - Trimme-potentiometer - Trimmer



◇ RV1 : 22K (25K) Mic Level

11

AUDIO CONNECTOR

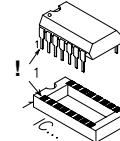


◇ SK1

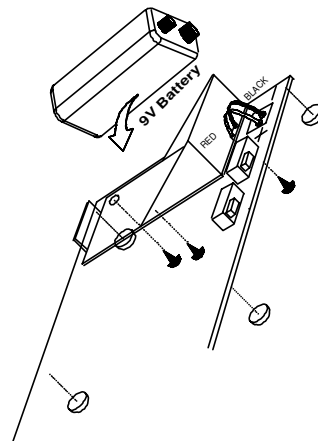
12

IC

WATCH THE POSITION OF THE NOTCH !
ATTENTION A LA POSITION DE L'ENCOCHE !



◇ IC1 : NE5532 or eq.
◇ IC2 : TL074 or eq.



SCHEMATIC DIAGRAM

